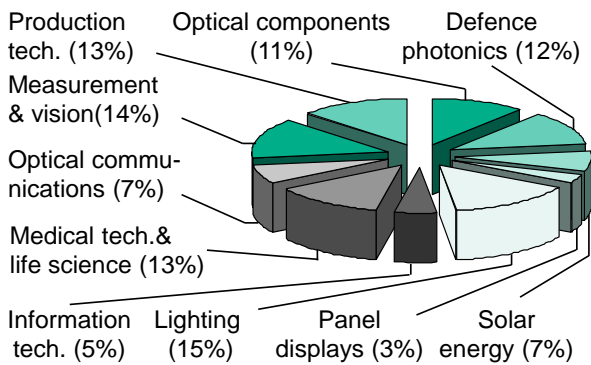


Figure 1: Moulding out of glass melt – the integrated CENTiMO process chain

**EU photonic production by Sectors (total: 43.5 Bil.€)**



**Revenue with LED lamps in the European Market**

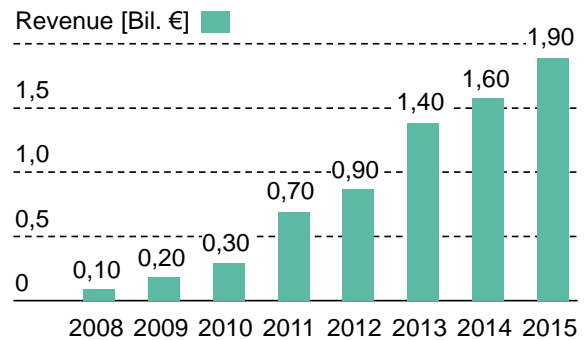
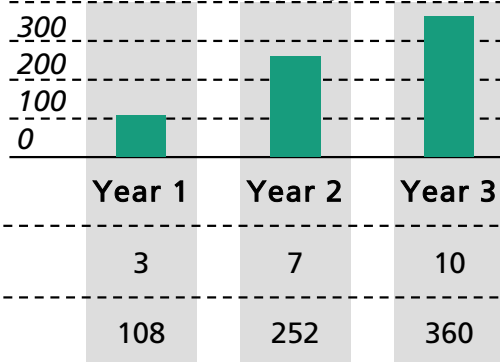


Figure 2: The photonic market share of optical products up to 2015

**Assumptions:**

- 12 Station moulding press
- 3 mould inserts per station
  - 1 in production
  - 1 in maintenance
  - 1 spare part for replacement
- 36 Mould inserts per product

**Mould inserts [No. per year]**



**No. of different products per year**

3      7      10

**No. of mould inserts per year**

108      252      360


Figure 3: Forecast – Number of moulds for OSRAM LED optic production



Mini melter



Feeder



Gobcutting unit



Pressing Machine

Figure 4: Füller Equipment for OSRAM LED optic production