



waag society

Apps for Amsterdam a city opening up

OPEN CITIES

Open Data – A bright future

Over the course of just a few years, open data moved away from the avant-garde to the heart of public policy development. After the striking example of the US's data.gov portal, quickly followed by the UK's data.gov.uk, more countries started to experiment with open data. The European Union Public Sector Information directive gave a legal backing and its inclusion in many national Digital Agendas provided a solid ground for further development. However, in many countries, gaps continued to exist between legal possibilities and actual practice, which meant that bottom-up players needed to put pressure on the system to get the access that they wanted – and deserved. This has worked strikingly well.

With data becoming readily available, more attention was given to making use of that data. After the successful Apps for Democracy contest, organised by iStrategyLabs in Washington, there was a well-documented model for others to follow. Contests all over the world proved to engage hundreds of developers to put their best efforts into coding, mashing, visualising & making accessible data streams resulting in a myriad of applications. Developers mostly weren't in it for the prize money, but "because the data was there" or "a meaningful application was about to be born". These developers wanted to make something out of the data, for their city, for their neighbourhood – because they can and care.

The case for open data is almost universally appealing: it is said to foster innovation and economic growth, transparency and democracy and an efficient government, all in one easy to grasp concept. Left, right, and centre politicians and civilians agree that these should be strengthened. However, for serious benefits to be reaped, a less ad-hoc and more structural strategy on open data needs to be implemented. If we don't make our efforts sustainable now, open data will soon peter out as yet another promising but unsustainable hype.

To prevent this from happening entails at least two important things:

- We have to deeply embed open data in the rules and regulations of our bureaucracies. Open Data is not an optional add-on, but should be the default for handling (semi-) public data, anywhere & anytime.
- We need to embrace and encourage developers as the new Civic Innovators and entrepreneurs. Help them to organize, engage with the public and make it easier for investors to step in and grow new businesses.

The potential gains are high, both in societal and in economical terms. As well as opening a new field of serendipitous encounters and application-based creativity, we'll build a new marketplace when business models start to back up inventions to become innovations, and change the lives of people in the cities we love. We need striking examples of successful cases, a minimal but smart set of regulations, and more research into the actual effects of the ensuing applications. Whoever delivers them will further the open data cause to the benefit of all.

Frank Kresin
Research Director
Waag Society

November 2011
waag.org

Contents

Open Data – A bright future	2
Open Cities	4
Stats	6
Initiators	7
Photos from Apps for Amsterdam events	10
Lessons learned	11
The App Developers	12
Stakeholder analysis	13
Data sets Apps for Amsterdam	18
App entries Apps for Amsterdam	19
Publicity materials	22

Contributors

Susanne Afman, Ron Boonstra, Tom Demeyer, Katalin Gallyas, Ivonne Jansen-Dings, Frank Kresin, Miriam Reitenbach, Marise Schot, Lex Slaghuis

Cover image: Alvaro Román (BY-SA-NC)



2011, Waag Society
Piet Heinkade 181 a
1019 HC Amsterdam
waag.org

Open Cities

Open Cities - Goals and Purposes

The project 'Open Cities' is co-founded by the European Union and aims to validate how to apply Open & User Driven Innovation methodologies to the Public Sector. It will do so by leveraging existing tools, trials and platforms in Crowdsourcing, Open Data, Fiber to the Home and Open Sensor Networks in seven European cities: Helsinki, Berlin, Amsterdam, Paris, London, Rome and Barcelona.

Even if Open Innovation is the "de facto" standard in innovation management in the private sector, we know little about how to apply it to the public sector. This is even more so when involving technology platforms, especially in aspects such as governance or incentives. Therefore, the Open Cities project was developed. It has five main objectives:

1. Distill insights in and best practices on applying Open Innovation in the Public Sector.
2. Gain understanding on the management of Technology Platforms in an Open Innovation context.
3. Validate the use of pan-European Platforms for Crowdsourcing, Open Data, Fiber to the Home networks and Open Sensor Networks.
4. Trigger the development of Advanced Future Internet Services.
5. Understand how Living Labs could be effectively applied for promoting the adoption and co-creation of innovation in Smart Cities.

One of the first activities within Open Cities was the 2011 Apps for Amsterdam contest. This publication details the outcomes of Apps for Amsterdam and its related activities.

OPEN CITIES

apps for amsterdam



Apps for Amsterdam

Governments as well as companies collect an enormous amount of information about our society, from criminal records to garbage collection routes, and from the quality of schools to traffic stats. This data has a huge potential value and can stimulate economic growth; more importantly, society can progress by using the available information well. One of the conditions for innovation is that Open Data is accessible for all to (re-)use, and is interpreted, combined and visualized in the right way.

To stimulate the availability and use of Open Data and to demonstrate the possibilities of applications based on Open Data, the Apps for Amsterdam Contest was born. The contest was modeled after the Apps for Democracy contest in Washington (US). Participants could win prizes to further develop their applications and make them suitable for a large audience. The Apps for Amsterdam Contest was a collaboration between Waag Society, the department of Economic Affairs of the City of Amsterdam and Hack de Overheid (Hack the Government). It ran from the 16th of February until the 25th of May 2011 and was made possible by Open Cities, Service Innovation & ICT Innovation Programme, EU Seventh Framework Programme and Agentschap NL.

Apps for Amsterdam consisted of a website, a kick-off event, a hackathon and a prize ceremony. During this period, 48 apps were developed and 20 of these received prizes. More details on the outcome can be found in the next chapter.

apps for amsterdam

Kan open data je fiets terugvinden?

o o o o o o ●

Wat is Apps for Amsterdam?
Apps for Amsterdam is een initiatief om zoveel mogelijk data van de Gemeente Amsterdam toegankelijk te maken voor iedereen. Dit hebben we gedaan door developers en studenten op te roepen deze statistische informatie of Open Data te vertalen naar succesvolle applicaties voor bijvoorbeeld smartphones, web of Facebook.

Winnaars Apps for Amsterdam contest bekend!
EnergieLabel App, OCO Scholenzoeker en 178 x Amsterdam vallen in de prijzen

Tussen 16 februari en 4 mei 2011 ontwikkelden developers en studenten in totaal 48 applicaties voor de Apps for Amsterdam contest. De wedstrijd is uitgeschreven door Waag Society, de Gemeente Amsterdam en Hack De Overheid om instanties en overheden te stimuleren om data vrij te geven en de mogelijkheden van toepassingen aan het publiek te tonen. Een deskundige jury, bestaande uit onder andere Marleen Stikker (directeur Waag Society) en Alper Çugun (Hack de Overheid) beoordeelde de inzendingen op zaken als originaliteit, bruikbaarheid en levensvatbaarheid.

Search

- Wat is Open Data?
- Over de wedstrijd
- Winnaars
- Spelregels en prijzen
- Interessante links
- Partners
- Contact

bekijk de apps

databronnen

Nieuws

- apps for noord-holland van start
- presentaties tijdens prijsuitreiking
- de winnaars van apps for amsterdam
- persbericht prijsuitreiking apps for amsterdam
- bekendmaking van de winnaars

Partners

- Gemeente Amsterdam Economische Zaken

Bekijk de laatst toegevoegde apps

Apps for Amsterdam website

Stats

Based on the actual facts and figures of the contest, Apps for Amsterdam is considered a huge success.

Facts and figures

City of Amsterdam

- Amsterdam has ca. 780,000 residents
- Of these, ca. 45,000 work in the IT sector and ca. 48,000 in the creative industries

Cost of Contest

- Total out of pocket costs for kickoff event, hackathon event and award ceremony: Euro 16,000.-
- Total hours spent on preparation and execution of the contest: ca. 900 (between the three partners)
- Total cost of the prize money: Euro 14,500.-, divided over 21 prizes

Contest results

- 22 data sets made available by city of Amsterdam
- Total of 48 Apps submitted
- Nearly 60,000 unique visitors on the website in contest period
- 2,076 votes through the website from 822 unique IP addresses

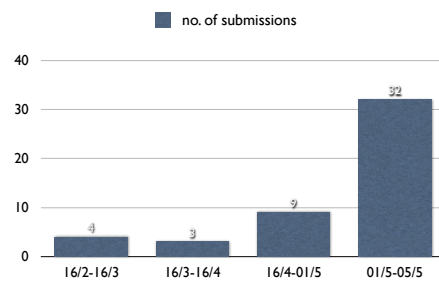
Feedback

- 20 positive remarks, including: challenging; nice, good or even excellent initiative; fun, good start, hack day a positive experience, good to be part of
- only 3 negative remarks: not enough time for development, keep Apps hidden until voting, difference between private/corporate entries unclear

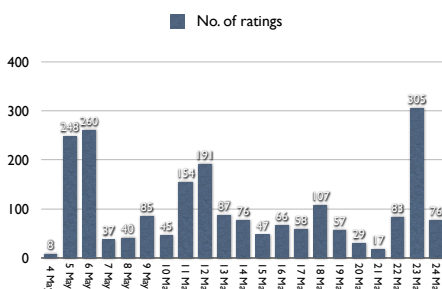
Unique visitors website
unsurprisingly, peak at voting period



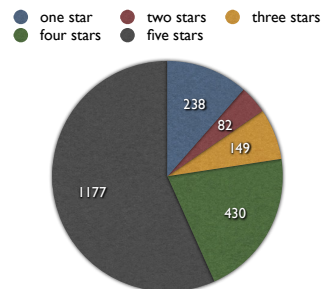
Apps submitted in time
most apps submitted on last day (4 May): 23



Ratings received during contest period
most at start and end of 20-day period



Rating of apps in contest
in total 2,076 votes



Initiators

Here, the three main proponents will give an account of what happened and why.



Katalin Gallyas

Open Innovation Policy Advisor, Economic Affairs City of Amsterdam

www.ez.amsterdam.nl

Open Cities EU project coordinator in Amsterdam

www.opencities.net

Economic Affairs

At the department of Economic Affairs we focus on attracting foreign and national investors to Amsterdam and on creating an appealing atmosphere in Amsterdam for visitors, investors, local businesses and creative spirits. Since almost a year we are working on the establishment of the Economic Development Board Amsterdam (EDBA), which enhances collaboration between knowledge institutions, businesses and local government. One of the most popular 'icon' projects introduced by EDBA is about Open Data. Open Data has been addressed as an important stimulating infrastructure for the "city of the future". The program will officially start from September 2011. The preparation work and first wake up call were effectuated by the Apps for Amsterdam contest, which has created great visibility for the importance of open data in Amsterdam.

Apps for Amsterdam as a contest provided a very clear contest frame (3 months running time), which in the first place enabled our Open Data initiative. It gave us a status to negotiate about the need to release the first sets of open data to app developers, while avoiding the very long way of top-down political decisions. This theme needed a bottom-up (market demand) and small approach, since it was intended as a proof base for a future lobby for more datasets. Our collaboration with the hackers at Hack de Overheid and medialab Waag Society went very smoothly and is, in my opinion, the ideal model for a fertile innovation process. As a local government we do not possess the tools and insights to come up with the most advanced smart Apps to improve city services. Now, thanks to the contest, we have these means and a better understanding of the kind of datasets that are 'most wanted' for "killer Apps" (such as real time transport data and sensor data).

It is also very healthy to work in an ecosystem consisting of media labs like Waag Society, hackers, app developers and the city of Amsterdam. The City of Amsterdam is often the data-owner/releaser for whom it is really rewarding to be involved in the coding process and to see what kind of smarter solutions can be found if we release data. Take the ferry departure times app, for instance (Pontje app!).

Finally it is important to mention that Open Cities (the EU project about Open Innovation in Governments, www.opencities.net) was a co-sponsor of the contest and a mental coach on how to deal with open data and data catalogs on a pan-European level. Also, we currently work together with the Open Knowledge Foundation (intermediate on open data, helping governments and arranging contests) to launch Open Government Days (Warsaw 22-24 Oct 2011) where local governments will showcase their open data successes and lessons learned.



Tom Demeyer

Head of Technology, Waag Society
www.waag.org/person/tom

Society as a whole has seen major changes in the past decade. The internet has become widely available to many Europeans and as a result people have grown more and more dependant on its possibilities. This creates the need to rethink the relationship between society and government, in terms of communication, and in terms of the government as a public service provider.

Waag Society is a knowledge institute and medialab that develops technology for social innovation. As a foundation we use methods like research, concepts, pilots and prototypes to act as an intermediate between art, science and media. Apps for Amsterdam was a great example of a project that used the advancements in technology as a catalyst to bring about changes within the municipality and open up data to the public in general and the developer community in particular.

By talking to officers within the different city departments we were able to address specific concerns they had regarding opening up data sets and light the 'open data' fire, one officer at a time. We made the threshold to participate as low as possible, inviting them to send whatever they had and change the data set if needed to prevent privacy issues from popping up.

For Waag Society the Apps contest is an effective method because it involves all the different stakeholders and gets their commitment in a relatively short period of time. The contest is growing out to be a movement within the city that will hopefully lead to a solid, durable infrastructure and a stronger democratic process.



Lex Slaghuis

Co-founder, Hack de Overheid (Lex Slaghuis)

<http://www.hackdeoverheid.nl/over-ons/>

The very complex challenges and opportunities in our modern day world cannot be solved by government alone. Social innovation and technology allows us to shift towards a more collaborative model of working and living together. Open data plays a key part in this change, as data reuse empowers citizens and organizations, creating a de-facto level playing field between government and people.

So the people of Hack de Overheid want the governments to open up more data. Our community consists of coders, civil servants and journalists who would like to re-use data and create value with it. Successful Apps are great way to convince public and government that this is the only way to go. And at the same time they create everyday value for people using them. All that simply by using open data paid for by the public and provided by the governments. And it is fun too, you know!

Apps for Amsterdam is more than a method, it is an experience. Amazing how civil servants contacted us spontaneously and asked how they could provide us with data. Quality data as a result of hard work by many people, of which they are rightfully proud. At the Hackathon the community spontaneously stood up and applauded for those people, which created a very special moment.

Of course, not every government and civil servant has the courage or brains to open up public data. This comes with the open data turf and we look forward to see this change in the next couple of years. As for the 48 beautiful Apps... They can be considered society's gift for opening up all that beautiful data. Wow, we need more of this magic!

Photos from Apps for Amsterdam events



Lessons learned

Based on the Apps for Amsterdam experience, 10 lessons learned were defined that are useful when designing an Apps contest.

1. Define the measure of success

In order to be able to measure the financial, economical and social impact of an 'apps-competition', it is important to define beforehand exactly what you want to know. This will help you keep track of the data before, during and after the competition.

2. Validate the Apps

Decide beforehand what you can offer the participants to keep them engaged and to help them further develop their Apps. Will it be a cash price or can you offer any additional form of support to continue with their Apps? Have a clear view on how you are going to validate the Apps after the competition ends.

3. Involve a media partner

Cooperate with a strong media partner to increase public awareness. Especially if Open Data is still a 'new' topic in your city. Involve media from the start onwards, not only at the end when the results are in.

4. Simplify voting for the public

Decide before the competition what the voting and rating procedures will be. If you want the public to vote, make sure you use one simple voting system. In case of a professional jury, ensure that contestants receive the jury's feedback after the competition (jury report).

6. Go for high quality data

The quality of the submitted Apps is related to the quality of the data. Try to find the 'killer data', for instance real-time traffic data. Also consider the sustainability of the data; is the data only of use during the length of the competition, or will it still be available and updated afterwards? And under which conditions?

7. Have regular stakeholder meetings

Assemble a team of crucial stakeholders for your project team, key people from within the government and data evangelists from the developer communities. Schedule regular meetings to define a common vision on the contest and the continuation after the end of the competition.

8. Mobilise the community

Involve key players that have access to and are trusted by the developer community. Give developers the possibility to comment on the contest and ask questions by means of a forum or via e-mail. Also organize special 'code' events where developers can meet each other and data owners.

9. Timing & time span

When defining the date and time frame of the contest, consider public holidays and other important events. The best time is in spring or autumn, ending before or starting after the summer holiday. In order to keep the momentum of the contest, a time frame of 2 to 3 months is suggested, with one or two events in between to keep the community engaged.

10. Involve academia

Spread the word among high schools and universities also. Possibly, special courses about app development and open data are already available. If possible, organise workshops for this target group or offer a special price category for entries on concept level.

The App Developers

At the end of the Apps for Amsterdam contest we counted 48 entries by developers, some as young as 15 years old, hobbyists entering for fun, small startups but also large companies like Logica. We asked the participants how they got the idea for their app. Most developers were inspired by the actual data, browsing the datasets, which stresses the importance of making available as much data as possible in a well structured manner.

Reasons for participating:

- A need for services in their own lives, like information for people with a disability.
- Expanding professional network by participation in events
- Talking to policymakers gave inspiration to make Apps
- Many Apps (or app ideas) were born during the 'hackathon' coding event
- Getting experience with open datasets
- Creative outlet (hobby)
- Curiosity about the datasets
- The contest puts the developer in the spotlight
- Opportunity to expand existing app with new data
- Being a part of the global "Apps" movement
- Closing the gap between government and ICT entrepreneurs

Future of open data and the city:

- Opening up data will help solve real problems of real people
- Innovation is not in the data itself, it's in the services that are developed as a result
- The development community can help the government to make datasets more efficient and effective, instead of doing it from inside the government itself
- Many developers see opportunities for themselves to start their own company
- The investment needed will create its own return, not only because of the economic value created by the Apps (and companies), but also by making citizens less dependable on the government for information and services
- Open Data gives citizens the opportunity to contribute to the quality of life in their own environment and gives governments the means to become more efficient
- After opening up the data, the next step is to make data 'linked' and connect it to other relevant data sources to create more context and meaning
- Opening up data will lead to fundamental new insights about our own society and contribute to a feeling of ownership among citizens

Wishes for additional data sets:

- Mobility and transportation data like: live public transport data, information for the blind, live ferry data, parking rates, bike parks, traffic flow data
- Safety and crime data like: crime statistics throughout the years
- Energy and environmental data like: public water fountains, bike removal alerts, public toilets (women's), school environment (surrounding area)
- Government and democracy data like: permit applications, city council meetings
- Demographics data like: nationalities
- Culture and education data like: public art, city archive information, museum data

Stakeholder analysis

Open Data Platform

Views and observations from future users and stakeholders

As a part of the Open Data work package in the Open Cities project, several interviews were held with the various stakeholders to gather their views on the development of an open data platform. The Open Data Platform will make the development of Apps and mash-ups easier. Insight into the stakeholders' different interests can be helpful as inspiration for anybody trying to promote the use of open data in their city. All interviewees were involved in the initiation or realization of the Apps for Amsterdam contest.

[UR] This notation refers to the requirements document for an open data platform that is being developed by the Fraunhofer Institute as part of the Open Cities project. More information can be found on the Open Cities project website: www.opencities.net.

[1] Open Data Evangelist

"The most important aspect is to deliver government data to civilians and programmers."

As stakeholders, an employee of the city of Amsterdam in favour of for open data, and a co-founder of 'Hack the Government' were interviewed. What they mainly see is that there are plenty of initiatives in the field of open data provisioning platforms. Many different platforms are already on the market; Microsoft is developing one and the British government is developing an open source platform. Therefore, it is very important to join existing initiatives and to respond to this movement as quickly as possible. The idea is thus not to take two years to develop the platform, but to have the first release within three months. It has to be a growth model that can be developed continuously. If it takes too long to build a platform, other initiatives such as the Microsoft platform suddenly become very interesting. Business cases are interesting to help convince civil servants and policy makers, although cost reductions aren't the main motive. Open data links bureaucratic power to innovative power of the outside world. But the number of examples is too small.

The most important goals for a Data Evangelist regarding the platform are:

1. It supports data roaming in Europe.
2. In XML or at semantic web level, standards can be discovered and agreed upon.
3. Requests can be made in different cities to deliver the data in a standardized manner.
4. Exchange similar questions through such a platform, for more and more questions will arise.
5. Show applications on the platform: civil servants can be convinced about what can be achieved with open data.

Suggestions

To ensure the localization of data and promote the data a register has to be used, such as CKAN. A European CKAN is already being built. Ckan.net already has database access to all countries.

Data that has been entered could be licensed, go to <http://www.opendefinition.org/licenses/>

[2] Data stewards/privacy officer

“Public data are collected for publication. People are required to hand over these data for policy, so it is vital that these data can never be traced back to an individual.”

The interviewees work for the city of Amsterdam and publish data based on collected public information. The data are available in the form of excel-files. There is a difference in the data they have access to internally and the data they make available; privacy laws do not allow them to reveal personal details. For this, protocols are in place: conditions on how to deal with, protect and secure data. In addition to this, they receive aggregated files; these are the results of protocols from other parties.

The most important goals for the data stewards regarding the platform are:

1. The main reason to join is altruistic: to have more people make use of the data.
2. Besides this, the platform offers the possibility to stewards to reinforce their innovative character; they want to know how they can improve their services and get ideas about new applications. They want to discover different ways to publish their data.
3. To increase awareness; to promote their activities, including their website.
4. To make use of relevant data sets that are available on the platform for publication.

Vision with regards to user requirements for the platform

Metadata is found on different levels: local, regional and international. Every country has its own definitions and systems, strongly depending on local policy. Thus it cannot always be translated to European definitions. It is important for a country to recognize itself in the data; therefore it must always be possible to use your own metadata system. Hence, the different metadata systems must be applicable next to each other. [UR04]

The data platform is especially interesting for data stewards as an extra access or platform to make their data available to more people. For this reason, it is important that the platform requires as little extra work as possible. When the data have to appear on different platforms, it should be possible to enter them simultaneously or linked. It should always be possible to supply data in Excel format because this is the standard format for delivery. [UR03]

It is important to maintain the quality of the supply of different platforms. If there is an overlap of different platforms, it is important that the data sets have the same origin and therefore are the same. This must be clear to the user too. It is recommended that different operative platforms are related to guarantee the quality. [UR13,14]

[3] Platform Architects and Engineers

“The platform must be easy to use for two target groups; for those who have the data and those who want it (usually developers). In short, it must be easy for users to upload data and to easily find data in an intuitive manner.”

The interviewed stakeholders are developers (head of technology, mobile developer) who have plenty of experience in the field of open data because it is part of their daily activities. What they consider important in such a platform they put in words as follows: data should be easy to combine, easy to recover and extra services should be available for different data sets. They get assistance on versioning and applying metadata. In their opinion, the system should also offer services that provide developers with support for numeric data, such as trends and historical, mathematical and statistic analysis. The system must serve the user.

According to the stakeholders, developers, large and small companies and hackers can be reached via the right communities. A large group of developers can be reached via developer-events and possibly via the Open source community. Assuming it will sell itself, a good platform should be developed.

For the platform to be effective, good and smart web services are important, by means of logical rules regarding the use of the platform (consistency in the use of commands, intuitive visualization services: regarding parameters and quantities, a clear-cut hierarchy, consistency in naming, see also <http://www.w3.org/TR/gov-data/>). In their eyes, the admittance of data by maintaining the right metadata system is important; this can be achieved by the correct specification and registration of all dimensions (column headers).

The interviewees feel that the use of the uploaded data should not be registered, for in that case the data would not be open. It should be clearly stated with a symbol or a notification if the use of data IS registered.

Vision with regards to interpreting user requirements of the platform

Data-owners have to be supported in such a manner that the technical aspects are no obstacle, but also in a manner that a domain expert understands without difficulty what is expected of him/her. Therefore, a domain expert as well as a non-technician should be able to understand the questions.[UR03]

According to these stakeholders, the platform has to be internationally usable by a set-up that's not language dependent and uses the semantic web technology. The platform has to be valid throughout Europe on account of the fact that the same services can be used in localised form [UR01]. Vocabularies need to be widely supported, by the use of standard vocabularies and the completion of specific subsets (via feedback). These subsets have to be made available to the semantic web world so that people will link them: this will create momentum [UR02].

Good showcases are important, in order to demonstrate the usability of the platform. [UR09]

There will have to be interfaces to accommodate real-time data [UR05].

Suggestions

To provide support when choosing the right dimensions on the basis of context, for example, with an interactive tool explaining how to enter data and such like. Via real-time search: a sidebar with context; the system already knows which quantities you need, system can filter suggestions (narrowing down) [UR04].

The person that enters privacy sensitive information is responsible for it. At the same time, this user could receive support:

- Offering a privacy-check service would support the user in the assessment of the level of sensitivity of the data. A code can be issued and advice can be given using questionnaires.
- It must be possible to partly aggregate data. This can be done with postal codes, for example.
- It is advisable to have a complaints centre where irresponsible use by means of combinations of different data sets can be reported.

[4] (Mobile) Application Contest Organiser

“The importance is that the different stakeholders should have a place where they can find each other and exchange ideas. We must not have the ambition to have everything completely standardized and in the form of metadata. It’s about creating a place to start the process, where parties can find each other and can together start developing standards.”

A policy maker of the city of Amsterdam mentioned that it is important that the Open Data platform also contains a good app showcase, community blogs (e.g. what are the most requested data, which are not available yet), and links to the current data contest.

[5] (Mobile) Application Developers

“Open data must be made sexy and accessible for a greater area. A bridge has to be built between man and data, because more and more data will become available. People are becoming ever more skillful, so you have to coach them. The platform has a social and evangelistic purpose. It’s not only about reaching developers, but also reaching ‘the ordinary man’. For example, there is little interest and motivation within the local authorities. It now depends on the enthusiasts to push through. People don’t see the need for open data. It’s important to raise awareness and to inspire, on a political and technical level.”

The stakeholders we interviewed have gained experience as interaction developers with various projects for the development of open data Apps. From the stakeholders’ perception it is important that the platform builds a bridge between man and data. The platform needs to contribute to raising awareness. Thus, the accessibility is a really vital issue. The platform must be easy to find via Google and the link to the platform must give direct access to the available data.

Vision regarding user demands of the platform

The system must serve the user. The platform needs to be designed in a structured manner, so that the user can understand the logic of the site and knows which data sets are available. Data needs to be shown in a well-organized manner so that categories can be quickly recognized [UR05]. The user should be visually supported in getting an overview of categories through the use of icons or colours. In addition to this, the data can be made more accessible by visualizations; one should be able click through showcases as inspiration; from Apps to data and vice versa. In short, when it comes to data sets, Apps are displayed and vice versa. Furthermore, making decisions could be simplified by offering the possibility for data sets to be selected or by making overlapping parts visible.

Support of specific searching should be an option: to search by means of keywords must always be possible. Suggestions have to be given via auto complete so that one knows what is in the system. Moreover, the support of targeted searching should be offered; it must always be possible to choose from a list of categories, for example through the presence of narrowing down: faceted search [UR05].

The search results need to incite further action. For instance, the results could be categorized according to the type of data: where is the data from, who created the data set, content, language, popularity of the data sets. Offering suggestions for new queries with the use of a recommendation-engine, based on related queries of other users, or from context retrieved from the data itself [UR05] could lead to the same result..

The results have to be judged on usability (quality and relevance), by building a qualitative layer around the data sets containing the following information:

Value judgment of the community itself on:

- Well linked
- Reliability

Quality:

- By means of quotation of sources
- Age of the data
- Mention of the Data steward [UR05]

The datasets need to be directly usable by downloading in a standard format, possibly after interaction with users: Json, CSV, XML format. There has to be a possibility to select certain fields (subsets) [UR06].

The users must have the possibility to upload improved/derived data sets. In this case, there needs to be an indication as to what the improvement is. This allows other users to see in what manner this set can be of use to them [UR08].

Suggestions

Enable users to create an account as a part of the users' agreement. Government employees could automatically receive a key. This serves multiple purposes. With an account, the user can be approached (by e-mail) to provide feedback on the used data sets. Providing feedback should be voluntary, but can be rewarded with privileges or social status (for one's profile). Also, the download capacity can be safeguarded and the user (group) can rank, rate or place comments (anonymously or not).

A quality mark can be used as a means of recognition, used by the participating organizations/ persons, e.g. 'we actively participate in open data'. On websites, the quality mark links directly to the platform.

Observations:

- Similar developments regarding open data platforms are emerging. Ensure that there will be a working platform soon (even if it is a first prototype version) and develop it while in use. Do not over-design.
- The open data platform has a strong showcase function too. It must be a portal to promote open data, using interesting applications and making open data sexy.
- An ongoing assessment needs to be made between the importance of good and complete metadata systems and making various data sources available quickly and universally .
- The platform will be used by many non-technicians. Make the platform intuitive and user friendly for less technical visitors.

Data sets Apps for Amsterdam

Source	Description	Owner	Data format	File source
Meldingen openbare ruimte	Public space notifications	DFM Amsterdam	csv	csv
Brandweer Amsterdam	Notifications fire brigade	Brandweer Amsterdam	csv	zip
Gebruik Stadspas	Use of citizens' pass	DMO Amsterdam	csv	zip
Minima	Social minima per neighbourhood	O&S Amsterdam	csv	zip
Bodem-gesteldheid	Pollution status of locations.	Dienst Milieu en Bouwtoezicht Amsterdam	xml	zip
Reistijden	Traffic information, travel times between cameras	DIVV Amsterdam	csv	zip
OV Reisdata GVB lijn 192/195 naar Schiphol	Realtime travel information of 2 bus lines	Stichting OpenGeo	url	website
Indeling buurten en stadsdelen Amsterdam	Neighbourhoods of Amsterdam	CBS	kml	zip
Beeldbank Stadsarchief	Items at the municipal archive.	Stadsarchief Amsterdam	csv download	zip
Collectie Amsterdam Museum	Collection of Amsterdam Museum	Amsterdam Museum	API and Linked Open Data	txt
AT5 Nieuwsberichten	API for news items of AT 5 broadcasts	AT5	API	website
Parkeerplaatsen A'dam centrum	Locations parking spaces central Amsterdam	Stadsdeel Centrum Amsterdam	csv	zip
Huisvuil A'dam centrum	Garbage collection dates central Amsterdam	Stadsdeel Centrum Amsterdam	csv	zip
Financiën A'dam centrum	Budget info central Amsterdam	Stadsdeel Centrum Amsterdam	csv	zip
Kunstwerken openbare ruimte A'dam centrum	Public artworks in central Amsterdam	Stadsdeel Centrum Amsterdam	csv	zip
Urinoirs A'dam centrum	Location of urinals in central Amsterdam	Stadsdeel Centrum Amsterdam	csv	zip
Energielabels van overheidsgebouwen in A'dam	Energy labels of municipal buildings	DMB Amsterdam	csv	zip
Energielabels gebouwen	Energy labels of buildings	Agentschap NL	web service	website
Groene daken	Locations of green rooftops	DRO Amsterdam	shape, kml, foto's	zip
Onderzoek en Statistiek	Research data and statistics	Dienst Onderzoek en Statistiek, Amsterdam		website
Onderzoek en Statistiek Linked OD	Selected statistic research data	Dienst O&S, adapted by Rinke Hoekstra VU/UVA	rdf/n3	zip
Antwoord voor bedrijven ondernemersplatform	Datasets of company and business information	Agentschap NL	url	website

App entries Apps for Amsterdam

App	Developer (s)	Used data set	Awarded with
178 x Amsterdam	Huibert Teekens, Niels de Keyzer (Studio Teekens, Fonk Mobile)	Nationaliteiten van Amsterdam, aangevuld met historische, culturele en culinaire informatie uit andere bronnen	Public Award Encouragement prize
amsApp	Stanica Andi	Public art space central Amsterdam	
Amsterdam Analytics	Jasper Soetendal Weetmeer	Reistijden (DIVV Amsterdam)	Silver (companies)
Amsterdam Commuter	Bill Wilson, SK8 Wireless Technologies	Indeling buurten en stadsdelen Amsterdam was used to develop and design the locations of some traffic cameras along with traffic camera information found on the Internet from various sources.	
Amsterdam Foto App	Nico Witteman	Beeldbank Stadsarchief	
AMSTERDAM Image Bank	RobertKooij, Fabian Kranen Unwind Creative Technology	Beeldbank Stadsarchief	Encouragement prize
Amsterdam Quiz	Nico Witteman	Beeldbank Stadsarchief	Encouragement prize
Amsterdam Time Machine	Arjan Scherpenisse, Thijs Coenen Scherpenisse	Amsterdam Museum API	
Amsterdams Lokaal	Erik Romijn	AT5 API	
AmsterDATA	Chris van Aart 2 cool monkeys	Amsterdam Museum, Meldingen Brandweer	
AT 500	Erik Romijn	AT5 API	
AT5 data			
AT5 Nieuws	Gregory Beumer, Ton Dumans (Get the App!)	AT5 API JSON webservice AT5	
Bomenkap.nl	Arjen Breur, André van der Poel, Arja Helmig - St. Milieucentrum Amsterdam	Officiële bekendmakingen van stadsdelen en centrale stad	
BuurtMeter Amsterdam	Sander van Rijn, Reinier Goltstein	Historische meldingen openbare ruimte, Statistieken van http://www.os.amsterdam.nl/ over criminaliteit, grondgebruik, inwoners, etc.	
Cityment	Dirk Geurs & Robert Massa	AT5 API, SentiWordNet, Google Translate HTTP API	Encouragement prize
Energielabel app	Legalsense	Energielabels gebouwen-Pro6PP.nl webservice	Gold (private entries) Public Award
erfgoed.mobi	Arjan den Boer, Hans van den Berg, ab-c media	Beeldbank Stadsarchief Amsterdam, Collectie Amsterdam Museum	Bronze (companies)
Green Amsterdam	Sander de Vries, Virgil Sambo, Payam Davazdahemami en Nouska van Heeswijk Ezzenze Media	Energielabels van overheidsgebouwen in A'dam, Huisvuil A'dam centrum, Groene daken	
GreenHouse	Gregory Beumer, Ton Dumans	Energielabels gebouwen	
GVB in Amsterdam	Jos van de Brug, Suhail Bahasan, InTraffic	Open OV Data	

App	Developer (s)	Used data set	Awarded with
iGGIS	WAT Software, Tom van de Ven, Robert van der Heijden	-	
Jacob Olie – foto's van Amsterdamse straten	Ronald Klip - contentecon-tent.com	Beeldbank Stadsarchief	
Jonge bouwkunst	Ronald Klip	Beeldbank Stadsarchief	Encouragement prize
Kunst Wandelroute App	Marco Legemaate	Kunstwerken openbare ruimte A'dam centrum	
Layer zonder drempels	GeeVAdvies	Parkeerplaats invalide_algemeen.csv	Encouragement prize
LocatieLocatie	Jasper Soetendal	Bodemgesteldheid (Dienst Milieu en Bouwtoezicht Amsterdam), Indeling buurten en stadsdelen Amsterdam (CBS), Beeldbank Stadsarchief (Stadsarchief Amsterdam), diverse datasets van Dienst Onderzoek en Statistiek, Amsterdam	Encouragement prize
Logica CityApp	Annemarie van Campen, Freek Uijtdewilligen, Rogier Loomans, Marlon Domingus, Serhat Gülçicek, Martin Borman Logica	Indelingen buurten en stadsdelen Amsterdam, Brandweer Amsterdam	
Mapsterdam	Philip Man, Thomas van den Berg, Gilles de Hollander, David Oscar Quijano, Emina Sendijarevic, Maarten van der Velden	Gemeente Amsterdam, O+S Amsterdam, CBS, AT5	Encouragement prize
OCO-Scholenzoecker	Tamarvan Gelder, Amnon Loeza	DMO, CBS	Gold (companies)
PeeZy	Raoul Wissink	Urinoirs A'dam centrum	Silver (private entries)
PLAY! Amsterdam	Becky Russell	Indeling stadsdelen Amsterdam	Bronze (private entries)
Politwoops	Breyten Ernsting	Twitter Streaming API	
Realov	Sven Boor	API openov.nl (indirect govi), de vertrektijden van bus 192 en 195 van de GVB	
Snelste Pontje	Arjen Breur, Kaspar de Geus	GVB data, via OpenOV.nl	Mobility Award
Social Mokum	Ruud van Scheppingen	Beeldbank Stadsarchief	
Songline	Jan Sprenger, Songline Wandelverhalen	Beeldbank Stadsarchief	
Tram arT	David Mobach, Hidde Boonstra	Kunstwerken openbare ruimte (Openstreetmap voor de tramlijnen)	Mobility Award
TrashMash Amsterdam	Kathrin Dentler, Vrije Universiteit Amsterdam	Meldingen openbare ruimte & Huisvuil A'dam centrum	
Uitrukscanner	Jacob Houtman	Brandweer Amsterdam, AT5 Nieuwsberichten	Encouragement prize
Verleden Kijk	Erik Romijn	Beeldbank Amsterdam	
Volgende!	Edwin van Ouwerkerk Moria	GVB data, via OpenOV.nl	Mobility Award
WC Amsterdam	SK8 Wireless Technologies Inc., Bill Wilson	Urinoirs A'dam centrum	
WC vinder	Jurgen van der Vlist, Matt Feigal, Oliver Verver	Urinoirs Amsterdam (and Google Maps)	Silver (private entries)

App	Developer (s)	Used data set	Awarded with
Whatser	Michiel Verberg	Ilovenoord.nl, De 9 Straatjes, Time Out Amsterdam, Unlike Amsterdam, Spotted by Locals Amsterdam, Rough Guides Amsterdam, Petite Passport Amsterdam, LokalEdition Amsterdam	
Whazzup in Amsterdam	William Willems, Will.i.amsterdam	AT5 and CBS	
Where's My Bike?	Peter Robinett, Alexander Zeh bubblefoundry	AFAC bicycle database	Encouragement prize
WijkZoeker	Herman Kuiper (Stichting Leefstijlwijzer)	Indeling buurten Amsterdam (CBS), Gebruik Stadspas (DMO Amsterdam), diverse tabellen van de Dienst Onderzoek en Statistiek, Amsterdam VEKTIS bestanden voor het overzicht van zorgverleners in de 1stelijn	

Publicity materials

poster/banner

apps for amsterdam

Oproep aan alle programmeurs in Amsterdam: duik in Amsterdamse data, ontwikkel een applicatie en wordt Nederlands eerste Open Data Held! Alsof dit niet genoeg eer is valt er natuurlijk ook cash te winnen!

Let op: de deadline voor inzenden van apps is 4 mei 2011!

ga naar appsforamsterdam.nl

Apps for Amsterdam wordt georganiseerd door:

waag society Gemeente Amsterdam Economische Zaken Hack de Overheid

De wedstrijd wordt mede mogelijk gemaakt door: Open Cities, Service Innovation & ICT (SII), Virtual Creative Collaboration Platform (VCCP), Seventh Framework Programme (FP7) EU, Agentschap NL

apps for amsterdam

Apps for Amsterdam wordt georganiseerd door

Waag Society

Gemeente Amsterdam, Economische Zaken

Hack de Overheid

desktop background/press bulletin

apps for amsterdam

Georganiseerd door:

Waag Society
Gemeente Amsterdam, Economische Zaken
Hack de Overheid

apps for amsterdam

Persbericht
Apps for Amsterdam: eerste Nederlandse Open Data contest van start

Amsterdam, 16-2-2011 Wethouder Carolien Gehrels heeft in een overvolle Waag het startsein gegeven voor Apps for Amsterdam: een wedstrijd om zoveel mogelijk data van de Gemeente Amsterdam toegankelijk te maken voor een breed publiek. Initiatiefnemers Waag Society, de Gemeente Amsterdam en Hack De Overheid roepen developers en studenten op deze informatie, Open Data, te vertalen naar succesvolle applicaties voor bijvoorbeeld smartphones, het web of Facebook. Naast de wethouder spraken Pieter Corbett, (initiatiefnemer van Apps for Democracy), Marleen Stikker, (directeur van Waag Society) en Lex Slaghuis (medeoprichter van Hack de Overheid) over de onschatbare waarde van Open Data.

Open Data
Zowel de overheid als het bedrijfsleven beschikken over enorme hoeveelheden feitelijke informatie over de samenleving, van criminaliteitscijfers tot verkeersstatistieken, van realtime vervoersdata tot eeeevens van stembureaus. Deze Open Data is eeld waard. kan economische eroei stimuleren en