

Political and Social Transformations in the Arab World

Final Report

Project coordinator name:

Dr. Andrea Teti

Project coordinator organisation name:

THE UNIVERSITY COURT OF THE UNIVERSITY
OF ABERDEEN

Figures

Figure 1: Issues Nominated by Respondents as One of Two Main Drivers of the 2011 Uprisings

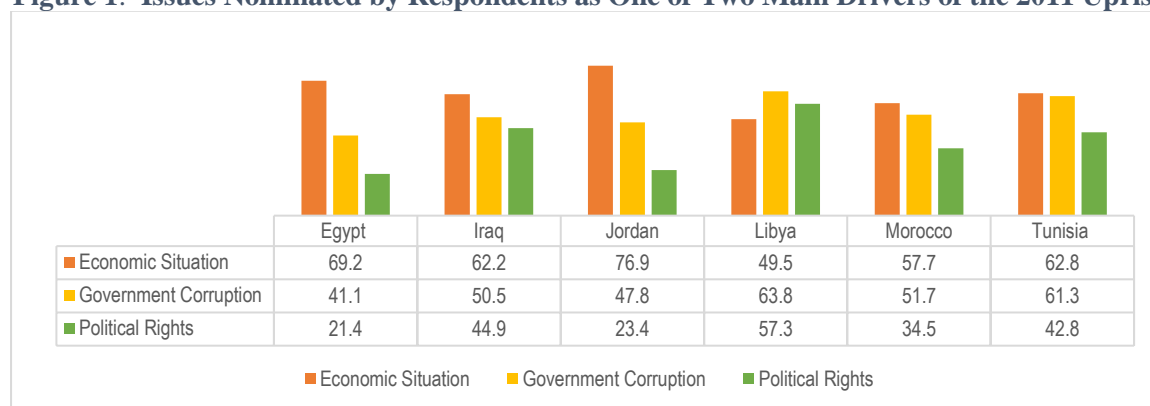


Figure 2: Issues Nominated by Respondents as One of Two Major Challenges in 2014

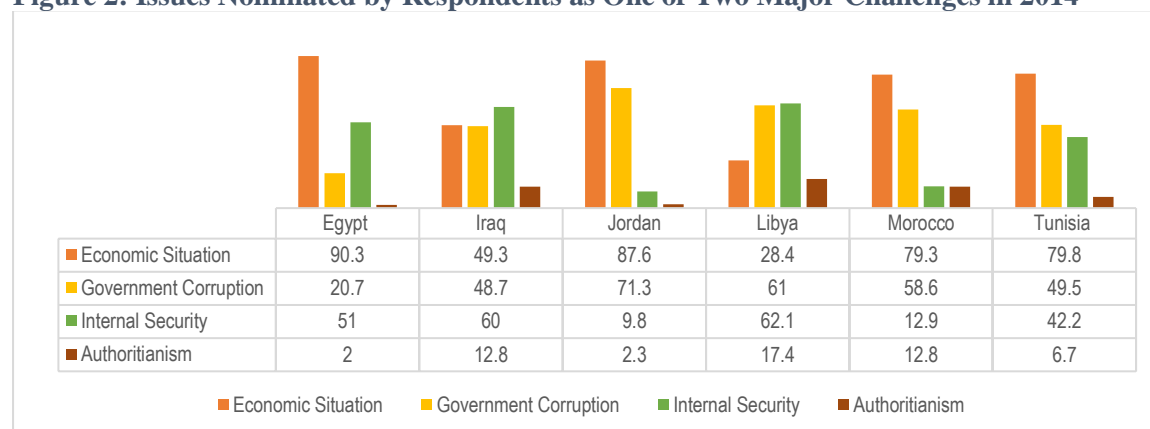
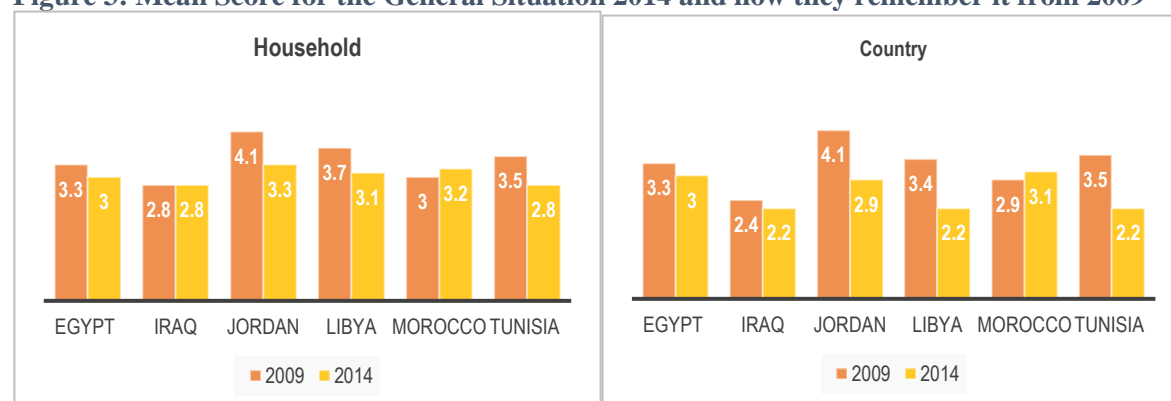
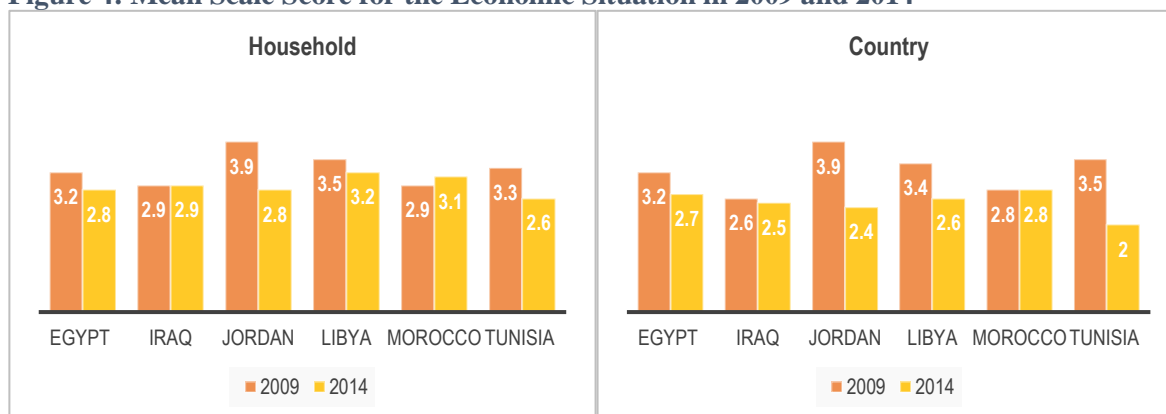


Figure 3: Mean Score for the General Situation 2014 and how they remember it from 2009¹



¹5-point scale 1= 'very bad', 5 = 'very good'

Figure 4: Mean Scale Score for the Economic Situation in 2009 and 2014¹



¹ 1 = 'very bad', 5 = 'very good'

Figure 5: % Saying Governments Performing Well on Economic Policies

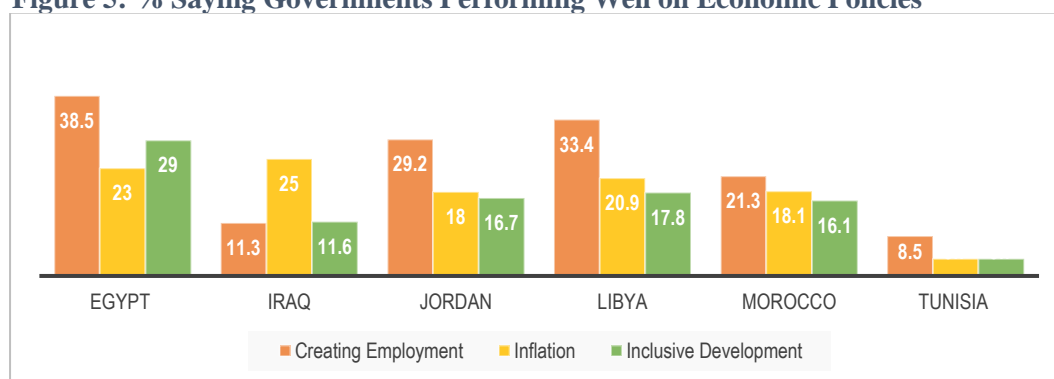
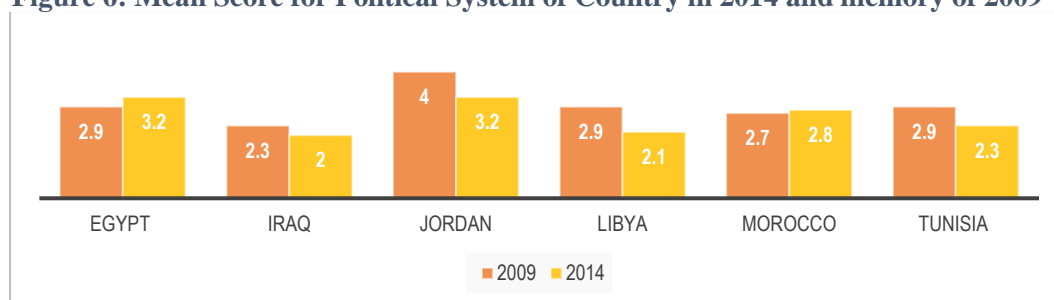
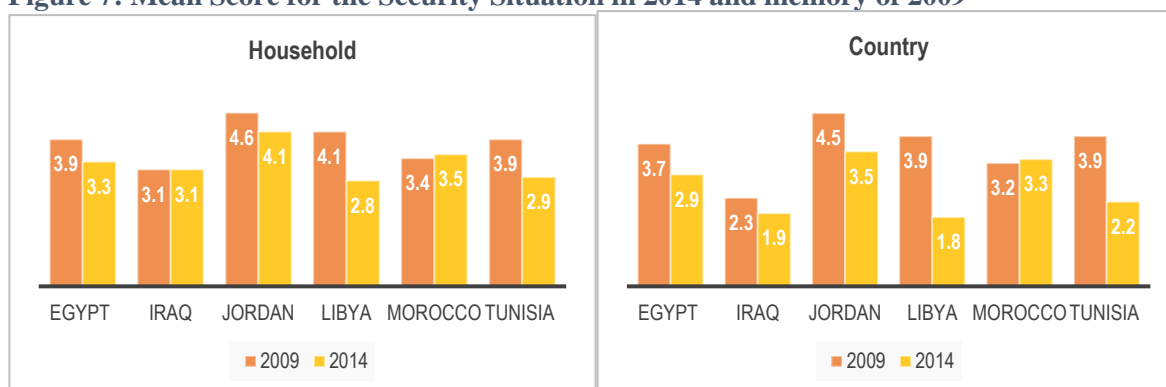


Figure 6: Mean Score for Political System of Country in 2014 and memory of 2009¹



¹ 5-point scale 1 = 'very bad', 5 = 'very good'

Figure 7: Mean Score for the Security Situation in 2014 and memory of 2009



¹ 5-point scale 1 = 'very bad', 5 = 'very good'

Figure 8: % Concerned About Security Threats

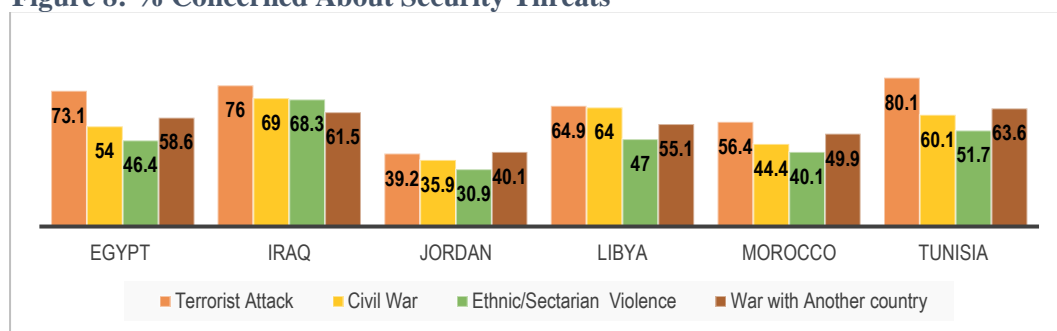


Figure 9: % Agreeing with Propositions About Democracy

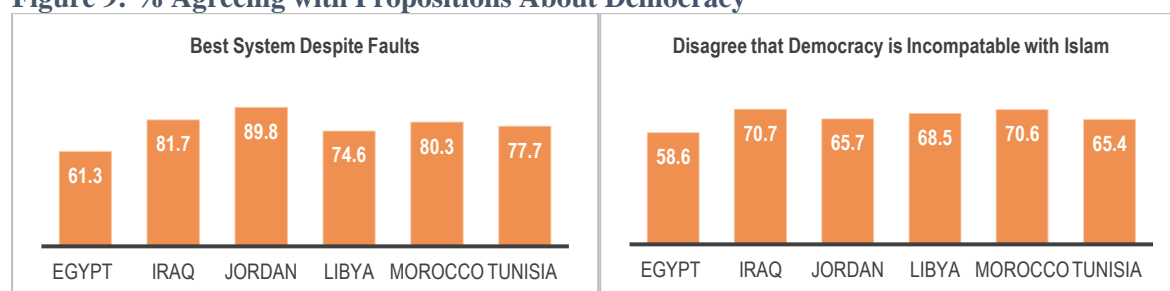


Figure 10: Nominated as One of the Two Most Important Characteristics of Democracy

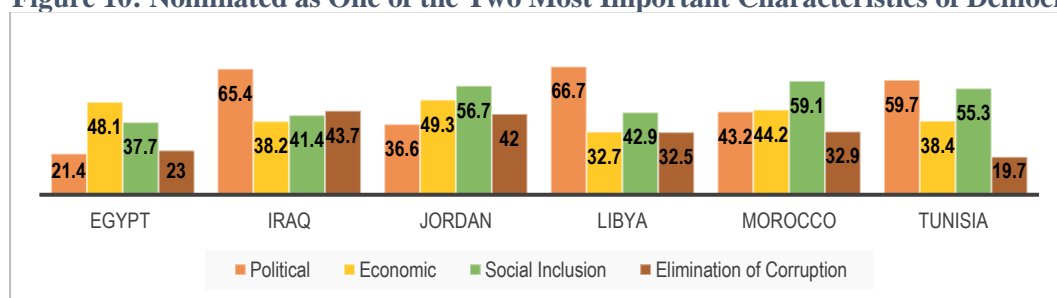
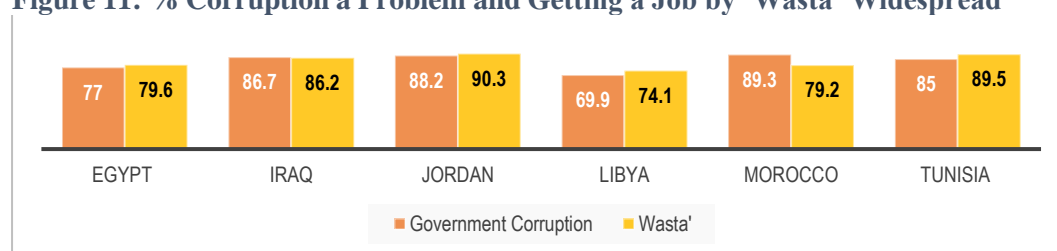


Figure 11: % Corruption a Problem and Getting a Job by 'Wasta' Widespread



1: Getting jobs by patronage rather than ability

Figure 12: % Confidence in Government, Political Parties and Courts and the Legal system

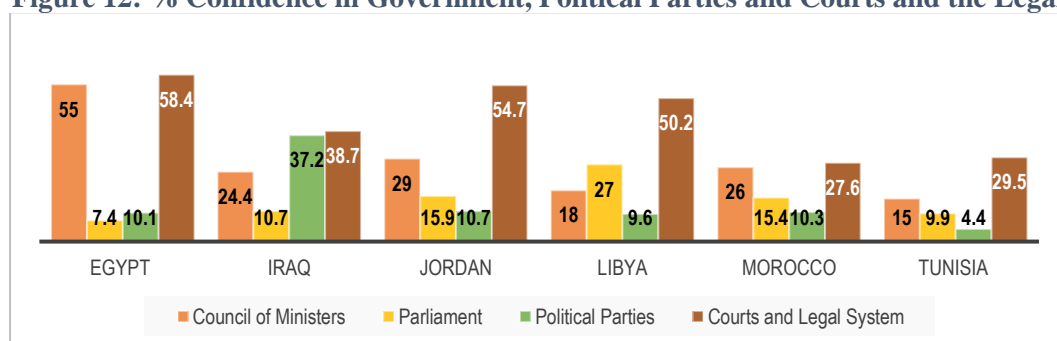


Figure 13: % Agreeing that Personal Status Law should be Based on Shari

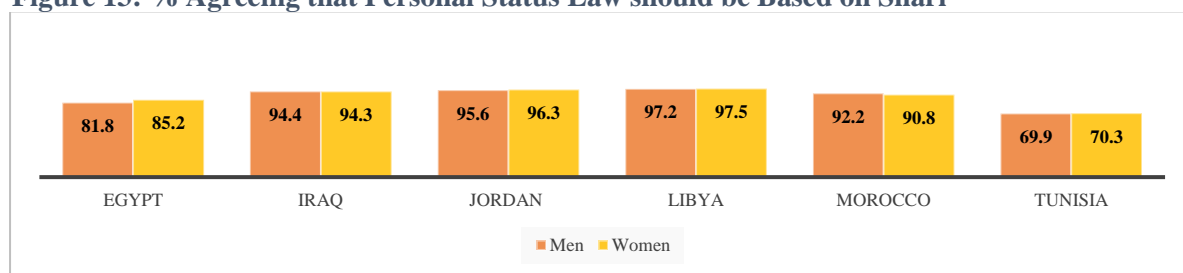


Figure 14: Top Ten European Countries with which Respondents Think Their Country Should Strengthen Relations to Improve Current Situation (Open Question), % of Respondents

Egypt	Iraq	Jordan	Libya	Morocco	Tunisia	Total Sample
No country nominated 62.6%	No country nominated 28.9%	No country nominated 66.2%	No country nominated 62.5%	No country nominated 31.3%	No country nominated 59.3%	No country nominated 53.5%
Russia 16.9%	UK 17%	Germany 14.5%	UK 15.3%	Germany 30.4%	Germany 22.8%	Germany 13.4%
Germany 11.5%	Germany 13%	UK 12.1%	Italy 9.4%	Spain 8.5%	Italy 10.0%	UK 11.3%
Italy 2.4%	Sweden 9.5%	Italy 2.1%	Germany 5.6%	UK 7.0%	Switzerland 5.0%	Italy 6.2%
UK 2.4%	Italy 7.5%	Switzerland 2.1%	Switzerland 2.1%	Sweden 4.4%	Spain 1.6%	Russia 4.1%
Turkey 1.9%	Russia 6.7%	Spain 1.0%	Spain 2.0%	Italy 4.3%	Belgium 0.5%	Spain 2.9%
Sweden 0.9%	Netherlands 5.1%	Sweden 0.7%	Netherlands 0.6%	Russia 3.3%	Sweden 0.3%	Sweden 2.2%
Greece 0.7%	Switzerland 4.0	Norway 0.3%	Sweden 0.4%	Switzerland 3.0%	Austria 0.2%	Switzerland 2.1%
Spain 0.5%	Denmark 1.6%	Netherlands 0.3%	Greece 0.4%	Netherlands 1.3%	Netherlands 0.2	Netherlands 1.1%
Belgium 0.2%	Spain 1.6%	Denmark 0.3%	Bulgaria 0.4%	Norway 1.1%	UK 0.2%	Belgium 0.7%

Note: white squares denote non-EU countries

Figure 15: EU and USA as Positive Influences on Development of Democracy in Selected MENA countries.

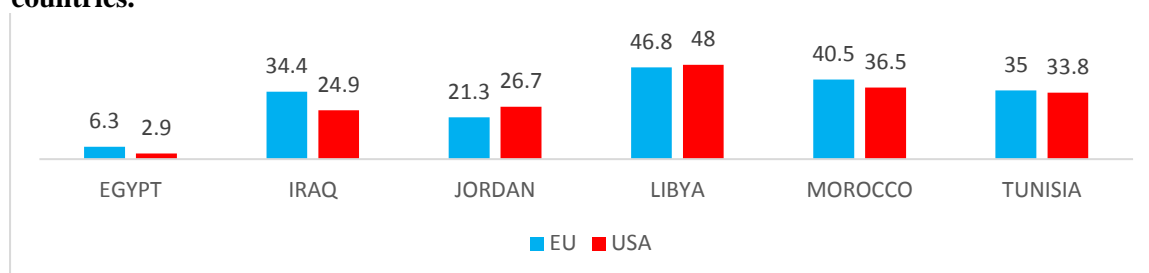


Figure 16: How the EU Can Support Selected MENA Countries, % Mentioning Topic Area

